

# YAMAHA DRUMS

MODEL  
YAMAHA  
SER. N

**Traditional craftsmanship,  
contemporary design.**

YAMAHA  
batter  
No. 1130  
MADE IN U.S.A.



<b>Contents</b>	
Shells. . . . .	9
Popular Drum Outfits (I) . . . . .	23
Popular Drum Outfits (II) . . . . .	29
Hardware. . . . .	35

**SINCE 1887**



**At Yamaha, we're music people first.  
And last.**

Throughout the history of music, there's never been a company like Yamaha. A company with such a rich and unique musical heritage.

Since 1887, when Yamaha built the first reed organ in Japan, our name has graced some of the finest musical instruments and sound equipment in the world.

On every Yamaha product, you'll find our symbol of three crossed tuning forks. It's the symbol of a company that takes music very seriously. A company that, in the beginning, was created for music and musicians.

And still is.

**DRUMS**  
**BAND INSTRUMENTS**  
**ACOUSTIC GUITARS**  
**ELECTRIC GUITARS & BASSES**  
**GUITAR & BASS AMPLIFIERS**  
**SOUND REINFORCEMENT EQUIPMENT**  
**(mixers, power amplifiers, signal processing equipment,  
speaker systems and components)**  
**COMBO KEYBOARDS**  
**(electronic pianos, synthesizers and organs)**  
**PIANOS, ELECTONE ORGANS**  
**STEREO EQUIPMENT**  
**MUSIC EDUCATION**

# Yamaha's unique You'll find it in all of

## Woodworking

Decade after decade of making musical instruments has given Yamaha a wide range of technological and manufacturing expertise.

For example, the same woodworking technology found in our superbly crafted pianos, electric and acoustic guitars, is also evident in our precision quality drum shells.


You'll notice that even the carefully beveled edges and insides of our drum shells are fully finished. It's an extra step we take to make the shells more stable and less susceptible to changes in temperature and humidity.



## Metallurgy

After years of producing superlative musical instruments, Yamaha's expertise in developing unique alloys for special applications is considerable. To maintain complete quality control, we even operate our own casting plants and foundries.

One of the results of our high standards in metallurgy is found in Yamaha's rugged drum hardware. Our wing nuts on Bass Drums are special castings with brass inserts, for fast setups without the worry of stripped threads.



## Chemistry


The list of Yamaha achievements in chemical research is a long one. And application of this expertise to our drums is seen in many ways. Because our brilliant shell finishes won't fade, you can add other drums later on and still have the colors match.

Special plating solutions keep Yamaha drums and hardware always looking like new.

For faster action and greater reliability in high stress areas, such as snare stand and tom holder ball-joints, foot pedal straps and hi-hat clutches, we use our own heavy-duty synthetic materials. Even the glue used to bond our drum shells is Yamaha-developed.



# Technology of Music. our musical instruments.



## Mechanical engineering

Unlike any other musical instrument manufacturer in the world, Yamaha maintains its own engineering division to design and manufacture new machines to meet new design and manufacturing standards.

Yamaha-built machines handle delicate jobs with precision. Our exclusive Air-Seal Process is just one example.

You'll enjoy the quality of our drums and our strong, smooth and silent hardware.



## Electronics

Yamaha's pre-eminent position in electronics technology was first established with the integrated circuit design of the Yamaha Electone Organ.

Today, Yamaha's manufacture of LSI (large scale integrated) circuitry, plus our innovation of the Vertical-FET for high-fidelity audio equipment, once again confirms our leadership role.

This wealth of electronics expertise, unknown to any other drum maker, allows Yamaha to develop fully computerized design systems and incredibly sophisticated monitoring devices, without which it would be impossible to maintain our high design and quality control standards.

**Yamaha asked the Drummer.**



An innovative drum line-up that's designed for today's greater variety of sounds and complex playing styles. With the kind of quality craftsmanship that's impossible to find anywhere else.

Yamaha's all-new System Drums.

We started by building and testing literally hundreds of prototypes. Using over 90 years of musical instrument manufacturing experience, we developed a special Air-Seal lamination process that creates a stronger shell while improving tone and sustain.

Then we called in top professional drummers for the toughest test of all — a critical real-life audition and evaluation in studios and on the road.

## The pay-off.

Yamaha's new YD-9000 and YD-7000 Series. Together, they let you select the right sound and the right response that's just right for you.

For the brightest sound and sharpest response, try our YD-9000 Series featuring all-birch laminated shells. For a heavier sound with slightly deeper response, our YD-7000 Series and Concert Tom Toms are made from laminated shells of different woods. Or combine them and create your own combination to match your own kind of music.

Everywhere you look, you'll see quality features that set Yamaha apart from the rest. Like springless tuning lugs which eliminate noise-causing sympathetic vibrations. And wide-stance spurs that keep the bass drum from moving away from you.

## Strong, silent hardware.

To complement the quality you'll find in our Drums, Yamaha is also offering an equally impressive new line of heavy-duty hardware. Designed not to move or make unwanted noise, no matter how hard you play.

For example, tough non-slip nylon bushings are used in most Yamaha hardware. An exclusive carbon fiber ball-joint in our 9000 Series Tom Holders tilts up and locks in the playing position that's most comfortable for you. Also, with an eye toward easy set-up, Yamaha Cymbal Stands are designed to be fully stackable. And there's more. But the best feature of Yamaha's new System Drums is how much better they make your sound. So visit your Yamaha dealer . . . and find out just how much better.



# Yamaha System Drums

## BASS DRUMS

Pages 10,11

## SHELLS

## FLOOR TOMS

Pages 12,13

## TUNABLE FLOOR TOMS

Pages 14,15

## TOM TOMS

Pages 16,17

## SNARE DRUMS

Pages 18,19,20

## CONCERT TOM TOMS

Page 21

BD-926D	14x26"
BD-924D	14x24"
BD-922D	14x22"
BD-920D	14x20"
BD-918D	14x18"
BD-726D	14x26"
BD-724D	14x24"
BD-722D	14x22"
BD-720D	14x20"
BD-718D	14x18"
FT-918D	16x18"
FT-916D	16x16"
FT-914D	14x14"
FT-718D	16x18"
FT-716D	16x16"
FT-714D	14x14"
FT-916B	16x16"
FT-914B	14x14"
TT-915D	12x15"
TT-914D	10x14"
TT-913D	9x13"
TT-912D	8x12"
TT-715D	12x15"
TT-714D	10x14"
TT-713D	9x13"
TT-712D	8x12"
SD-065MD	6-½x14"
SD-055MD	5-½x14"
SD-050MD	5x14"
SD-765MD	6-½x14"
SD-755MD	5-½x14"
SD-750MD	5x14"
SD-065D	6-½x14"
SD-055D	5-½x14"
SD-050D	5x14"
SD-765D	6-½x14"
SD-755D	5-½x14"
SD-750D	5x14"
ET-916D	14x16"
ET-915D	12x15"
ET-914D	10x14"
ET-913D	9x13"
ET-912D	8x12"
ET-910D	6-½x10"
ET-908D	5-½x8"
ET-906D	5-½x6"

Metal Shell

Wood Shell



All Yamaha components are interchangeable. Design your own special set for your own special needs. You can mix any component or accessory or add more hardware at any time.

# HARDWARE

SS-902

SS-701

HS-901D

HS-701D

CS-902

CS-901

CS-702

CS-701

ETS-903

ETS-902

ETS-901

FP-901D

FP-702D

TH-90W

TH-90S

TH-70W

TH-70S

EH-901

CL-902

CL-901

Tom-Holder Clamps

CL-701

CH-902

CH-901

Cymbal Holders

CH-702

CH-701

WS-901

Double Tom Stand

HSA-901

Hi-Hat Stand Attachment

SB-901

Stabilizer

DS-901

Throne

## SNARE STANDS

Page 36

## HI-HAT STANDS

Page 37

## CYMBAL STANDS

Page 38

## CONCERT TOM STANDS

Page 39

## FOOT PEDALS

Page 40

## TOM HOLDERS

Page 41

## ACCESSORIES

Page 42

# DRUM SETS

9-Piece Set Page 26

7-Piece Set Page 27

9000 Series

5-Piece Set Page 28

4-Piece Set Page 28

9-Piece Set Page 32

7-Piece Set Page 33

7000 Series

5-Piece Set Page 34

4-Piece Set Page 34

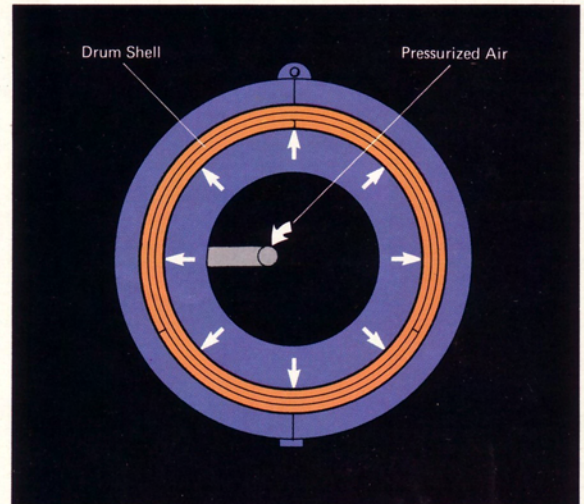
## POPULAR DRUM OUTFITS

# High performance design.

Yamaha drums are products of unique technology and an extensive heritage of musical perfection. Here are some of the fundamental design concepts that exemplify Yamaha quality and reliability.

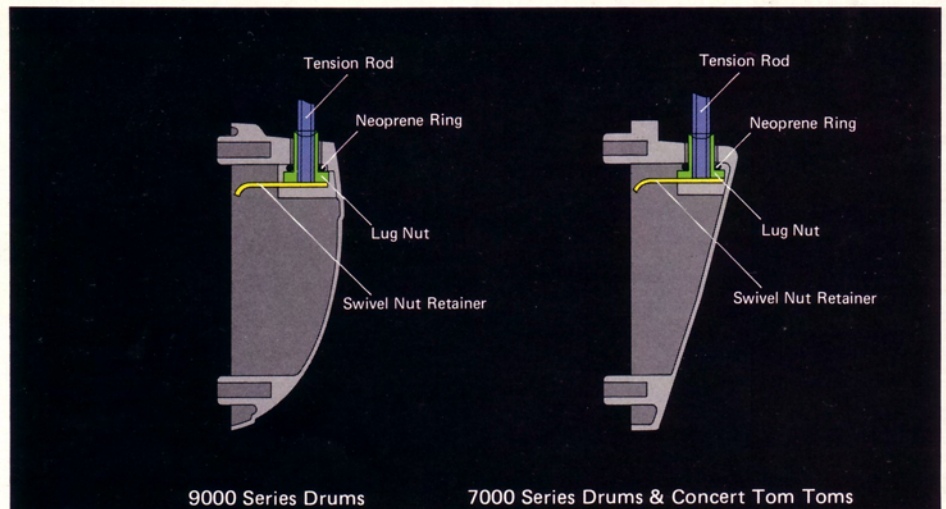
## Air-seal system

Even a slight warp in a shell will cause tuning problems and playing problems. Yamaha shells are made round to stay round thanks to the exclusive Air-Seal System. Our unique lamination process aligns the various layers of wood which are joined at an angle at three or more separate and equally divided locations to eliminate cracks, distortion or peeling. Pressurized air is used to form a permanent seal which results in easier tuning and more stability. The sound is powerful, resonant and clear.



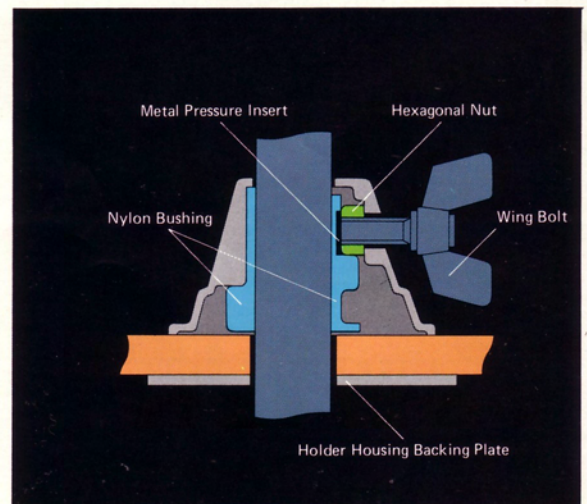
## Springless lugs

If you're tired of the rattles and buzzes that get picked up by studio and concert mics, you will be interested in Yamaha's new springless lug design. It's a vast improvement. A neoprene ring surrounds the lug nut and keeps the tension rod firmly in place and self-aligned for smooth consistent tuning and constant quiet performance.



## Non-slip clamps

If you have been disappointed by "non-slip" clamps that do slip, let Yamaha show you how to keep everything in place. The new Yamaha non-slip clamp and unique bushing design eliminate tilting or falling mounts for your Yamaha Bass Drums, Tom Toms, cymbal, snare and hi-hat stands. You set up . . . it stays up . . . until you are ready to pack up.



# SHELLS





Bass Drum: BD-922D

# BASS DRUMS

BD-926D	14x26"
BD-924D	14x24"
BD-922D	14x22"
BD-920D	14x20"
BD-918D	14x18"
BD-726D	14x26"
BD-724D	14x24"
BD-722D	14x22"
BD-720D	14x20"
BD-718D	14x18"

Wood shells are seasoned to perfection by computer controlled drying processes and finished both inside and outside to prevent moisture absorption. Shells are formed in groups of three or more plies and layered cross-grain. Seams are positioned at wide angles and tone rims are micro-precision finished. For the brightest sound

and the sharpest response our YD-9000 Series features all birch laminated shells. For a heavier sound with slightly deeper response, it's our YD-7000 Series constructed of Camellia outer layers and Philippine Mahogany inner layers. Sizes range from 18" to 26". All 20" through 26"


Yamaha Bass Drums are equipped with ten lugs and all have our special stay-put spur mechanism. Whether you want a tight, punchy, disco, a down home country, or an all out resonant rock bass sound, be assured that your fundamental sound will be steady and solid.




BD-924D  
Chrome



BD-720D  
White



9000 Series



	9000 Series	7000 Series
<b>Materials</b>	Birch	Camellia + Philippine Mahogany
<b>Plys</b>	8	10
<b>Lugs</b>	10x2	10x2 (18" - 8x2)
<b>Sizes</b>	18" ~ 26"	18" ~ 26"



Floor Tom: FT-916D

# FLOOR TOMS

FT-918D	16x18"
FT-916D	16x16"
FT-914D	14x14"
FT-718D	16x18"
FT-716D	16x16"
FT-714D	14x14"

Enrich your lower register and put those final finishing touches on your drum solos with Yamaha Floor Toms. All wood shells in both the 9000 and 7000 Series are

available in 14", 16" or 18" sizes. Sturdy leg brackets with a new positive grip mechanism eliminate slipping during the performance whether you are using our standard

18" or optional 23" legs. In addition, the 9000 Series leg features a versatile and adjustable metal spur for use on different floor surfaces.



FT-918D  
Jet Black



FT-716D  
Real Wood



9000 Series



9000 Series



Standard



Optional

	9000 Series	7000 Series
<b>Materials</b>	Birch	Camellia + Philippine Mahogany
<b>Plys</b>	7 (18") 6 (16" & 14")	9
<b>Lugs</b>	8x2	8x2
<b>Sizes</b>	14", 16", 18"	14", 16", 18"



Tunable Floor Tom: FT-914B



# TUNABLE FLOOR TOMS

FT-916B 16x16"

FT-914B 14x14"

Explore the outer limits of your creative musical expression with Yamaha Tunable Floor Toms. Yamaha brings you the latest breakthrough in drum technology. You

can vary the pitch as you play or hold the pitch with Yamaha's unique preset feature. The timpani type tuning mechanism is built right into the floor tom. Play it as a


regular floor tom, vary the pitch or use the preset feature to hold a different pitch. All of this versatility . . . and it's a "hands free" operation.



FT-916B  
Real Wood



FT-914B  
Chrome



<b>Material</b>	Birch
<b>Plys</b>	6
<b>Lugs</b>	8x2
<b>Sizes</b>	14" & 16"



Tom Toms: TT-912D & TT-913D

# TOM TOMS

TT-915D	12x15"
TT-914D	10x14"
TT-913D	9x13"
TT-912D	8x12"
TT-715D	12x15"
TT-714D	10x14"
TT-713D	9x13"
TT-712D	8x12"

Give your style variety and depth by creating innovative and exciting fills with Yamaha Tom Toms. Choose any combination of four sizes and know that you will be

able to position them comfortably. As with all Yamaha shells the Tom Toms are finished throughout. The hardware is tough and the craftsmanship speaks for itself.

Yamaha makes a noise free nylon clamp, braces with a metal back plate to secure it to the shell. You won't find a stronger or easier-to-use clamp anywhere.



TT-914D  
Jet Black



TT-913D  
Real Wood



TT-712D  
White



	9000 Series	7000 Series
<b>Materials</b>	Birch	Camellia + Philippine Mahogany
<b>Plys</b>	6	9
<b>Lugs</b>	6x2 (12" & 13") 8x2 (14" & 15")	6x2 (12" & 13") 8x2 (14" & 15")
<b>Sizes</b>	12" ~ 15"	12" ~ 15"



Snare Drum: SD-055MD

# METAL SNARE DRUMS

SD-065MD	6-½x14"
SD-055MD	5-½x14"
SD-050MD	5x14"
SD-765MD	6-½x14"
SD-755MD	5-½x14"
SD-750MD	5x14"

Of all the drums in your set, your snare is probably the most personal. That is why Yamaha devoted so much care in the design of tuning hardware, snare mechanisms and mounts. Strong-solid-flexible . . . . . all of them. The versatility of the professional market place demanded that we create a snare drum with response and tonal definition over the entire drum head. It had to have brilliance, power without distortion, and full

projection at all dynamics levels. The 000 Series Snare Drum uses a parallel snare release to keep even tension on snares and can be operated by a single lever. Both Yamaha Snare Drums are fully adjustable. They can be adjusted horizontally and vertically to allow full precision adjustments.

The snares extend across both rims for full-diameter snare vibration and sensitivity over the entire drum head surface. Yamaha Snare Drums are available in sizes from 5" to 6-1/2".



SD-055MD



SD-750MD



SD-055MD



SD-750MD

	000 Series	7000 Series
<b>Material</b>	Steel	Steel
<b>Lugs</b>	10x2	10x2
<b>Strainer</b>	Double tension	Single tension
<b>Sizes</b>	5", 5½", 6½"	5", 5½", 6½"

# WOOD SNARE DRUMS

SD-065D	6-½x14"
SD-055D	5-½x14"
SD-050D	5x14"
SD-765D	6-½x14"
SD-755D	5-½x14"
SD-750D	5x14"

Many professional drummers still prefer the warmth, richness, and depth of sound found only in wood shell snare drums. Yamaha, in response to the needs of today's modern drummer market, has spent considerable time and effort in development of a totally new concept in wood shell snare drums. Using the finest materials available, and combining this with the skill

and dedication of craftsmen with over nine decades of experience in the manufacture of musical instruments, Yamaha has developed the 000 Series and the 7000 Series of wood shell snare drums. These snare drums feature the same, innovative parallel snare release, hi-tension 10 lug tuning system, and micro-close tolerances that are

found in the metal shell drums. Additionally, the wood shells feature Yamaha's unique air-seal system to insure perfect shell roundness, and to eliminate cracks, distortion or peeling. In short, we have given a totally new dimension to an old idea, the 000 Series and 7000 Series Wood Shell Snare Drums.



SD-065D



SD-755D



000 Series



7000 Series

	000 Series	7000 Series
<b>Materials</b>	Birch	Camellia + Philippine Mahogany
<b>Plys</b>	6	9
<b>Lugs</b>	10x2	10x2
<b>Strainer</b>	Double tension	Single tension
<b>Sizes</b>	5", 5½", 6½"	5", 5½", 6½"

# CONCERT TOM TOMS

ET-916D	14x16"
ET-915D	12x15"
ET-914D	10x14"
ET-913D	9x13"
ET-912D	8x12"
ET-910D	6-½x10"
ET-908D	5-½x8"
ET-906D	5-½x6"

Today's demanding musical standards require a greater range of pitch and tone color from the modern percussionist than ever before. From fully orchestrated passages to original riffs and fills, Yamaha Concert Tom Toms provide added flexibility by offering eight sizes from 5-1/2"x6" up to 14"x16". You can mount any combination of concert tom toms on any combination of our three concert tom stands. Or, if you prefer, mount them right on your bass drum with the EH-901 concert tom holder. You won't have to adjust your style or change your technique, just perform.

#### Materials

Birch  
+  
Philippine Mahogany

**Plys** . . . . . 6

#### Lugs

4 . . . . . 6"  
5 . . . . . 8"  
6 . . . . . 10", 12", 13"  
8 . . . . . 14", 15", 16"

**Sizes** . . . . . 6" ~ 16"




Real Wood



White

# COLOR FINISHES

Yamaha Drums are available in five popular colors. Our unique finishes enhance the looks without hindering tone or performance. Specially designed PVC materials and adhesives are put through rugged heat, cold and discoloration tests to assure you of a long lasting finish and easy color matching.

Shells	Bass Drums Floor Toms Tunable Floor Toms Tom Toms	Wood Snare Drums	Concert Tom Toms
 <p data-bbox="175 1023 277 1044">Real Wood</p>	 <p data-bbox="509 1278 597 1300">Jet Black</p>		
 <p data-bbox="196 1527 250 1549">White</p>	 <p data-bbox="513 1779 586 1800">Chrome</p>		
 <p data-bbox="164 2023 282 2045">Mirror Silver</p>			



# POPULAR DRUM OUTFITS (I)







# YD-9000 Series 9-Piece Set

**Bass Drums**  
BD-924Dx2 . . . . . 14x24"

**Floor Toms**  
FT-918D . . . . . 16x18"  
FT-916D . . . . . 16x16"

**Tom Toms**  
TT-915D . . . . . 12x15"  
TT-914D . . . . . 10x14"  
TT-913D . . . . . 9x13"  
TT-912D . . . . . 8x12"

**Snare Drum**  
SD-065MD . . . . . 6-1/2x14"

**Tom Holders:** TH-90Wx2

**Snare Stand:** SS-902

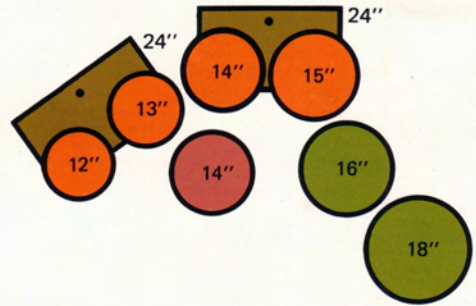
**Hi-Hat Stand:** HS-901D

**Cymbal Stands:** CS-902x2  
CS-901x2

**Foot Pedals:** FP-901Dx2

**Hi-Hat Stand Attachment:** HSA-901

**Color Finish:** White  
*Cymbals not included.*



# YD-9000 Series 7-Piece Set

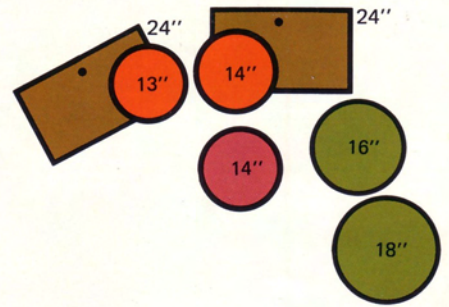
**Bass Drums**  
BD-924Dx2 . . . . . 14x24"

**Floor Toms**  
FT-918D . . . . . 16x18"  
FT-916D . . . . . 16x16"

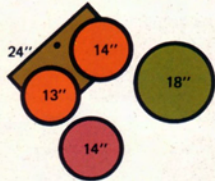
**Tom Toms**  
TT-914D . . . . . 10x14"  
TT-913D . . . . . 9x13"

**Snare Drum**  
SD-065MD . . . . . 6-1/2x14"

**Double Tom Stand:** WS-901  
**Snare Stand:** SS-902  
**Hi-Hat Stand:** HS-901D  
**Cymbal Stands:** CS-902x2  
CS-901x2  
**Foot Pedals:** FP-901Dx2  
**Hi-Hat Stand Attachment:** HSA-901  
**Color Finish:** Jet Black  
*Cymbals not included.*



# YD-9000 Series 5-Piece Set

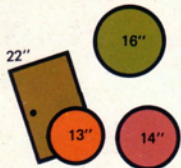


- Bass Drum**  
BD-924D . . . . . 14x24"
- Floor Tom**  
FT-918D . . . . . 16x18"
- Tom Toms**  
TT-914D . . . . . 10x14"  
TT-913D . . . . . 9x13"
- Snare Drum**  
SD-765MD . . . . . 6-1/2x14"
- Tom Holder:** TH-90W
- Snare Stand:** SS-902
- Hi-Hat Stand:** HS-901D
- Cymbal Stands:** CS-902  
CS-901
- Foot Pedal:** FP-901D

*Color Finish: Chrome*  
*Cymbals not included.*



# YD-9000 Series 4-Piece Set



- Bass Drum**  
BD-922D . . . . . 14x22"
- Floor Tom**  
FT-916D . . . . . 16x16"
- Tom Tom**  
TT-913D . . . . . 9x13"
- Snare Drum**  
SD-750MD . . . . . 5x14"
- Tom Holder:** TH-90S
- Snare Stand:** SS-902
- Hi-Hat Stand:** HS-901D
- Cymbal Stands:** CS-902  
CS-901
- Foot Pedal:** FP-901D

*Color Finish: Real Wood*  
*Cymbals not included.*



# POPULAR DRUM OUTFITS (II)









# YD-7000 Series 9-Piece Set

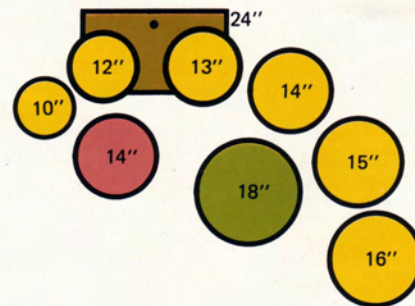
**Bass Drum**  
BD-724D . . . . . 14x24"

**Floor Tom**  
FT-718D . . . . . 16x18"

**Concert Tom Toms**  
ET-916D . . . . . 14x16"  
ET-915D . . . . . 12x15"  
ET-914D . . . . . 10x14"  
ET-913D . . . . . 9x13"  
ET-912D . . . . . 8x12"  
ET-910D . . . . . 6-1/2x10"

**Snare Drum**  
SD-065D . . . . . 6-1/2x14"

**Snare Stand:** SS-701  
**Hi-Hat Stand:** HS-701D  
**Cymbal Stands:** CS-702x2  
CS-701x2  
**Concert Tom Stands:** ETS-903x2  
ETS-901  
**Foot Pedal:** FP-702D  
*Color Finish: Real Wood*  
*Cymbals not included.*



# YD-7000 Series 7-Piece Set

**Bass Drum**  
BD-722D . . . . . 14x22"

**Floor Toms**  
FT-718D . . . . . 16x18"  
FT-716D . . . . . 16x16"

**Tom Toms**  
TT-715D . . . . . 12x15"  
TT-714D . . . . . 10x14"  
TT-713D . . . . . 9x13"

**Snare Drum**  
SD-765MD . . . . . 6-1/2x14"

**Tom Holder:** TH-90W

**Tom-Holder Clamp:** CL-902

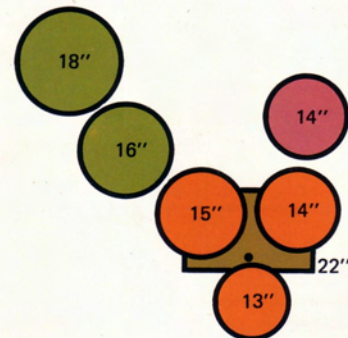
**Snare Stand:** SS-701

**Hi-Hat Stand:** HS-701D

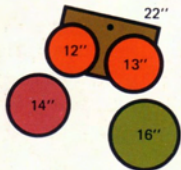
**Cymbal Stands:** CS-702x2  
CS-701x2

**Foot Pedal:** FP-702D

**Color Finish:** Chrome  
*Cymbals not included.*



# YD-7000 Series 5-Piece Set

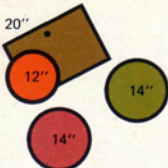


- Bass Drum**  
BD-722D . . . . . 14x22"
- Floor Tom**  
FT-716D . . . . . 16x16"
- Tom Toms**  
TT-713D . . . . . 9x13"  
TT-712D . . . . . 8x12"
- Snare Drum**  
SD-750MD . . . . . 5x14"
- Tom Holder:** TH-70W
- Snare Stand:** SS-701
- Hi-Hat Stand:** HS-701D
- Cymbal Stands:** CS-702  
CS-701
- Foot Pedal:** FP-702D

*Color Finish: Jet Black  
Cymbals not included.*



# YD-7000 Series 4-Piece Set



- Bass Drum**  
BD-720D . . . . . 14x20"
- Floor Tom**  
FT-714D . . . . . 14x14"
- Tom Tom**  
TT-712D . . . . . 8x12"
- Snare Drum**  
SD-750MD . . . . . 5x14"
- Tom Holder:** TH-70S
- Snare Stand:** SS-701
- Hi-Hat Stand:** HS-701D
- Cymbal Stands:** CS-702  
CS-701
- Foot Pedal:** FP-702D

*Color Finish: White  
Cymbals not included.*



# HARDWARE



# SNARE STANDS

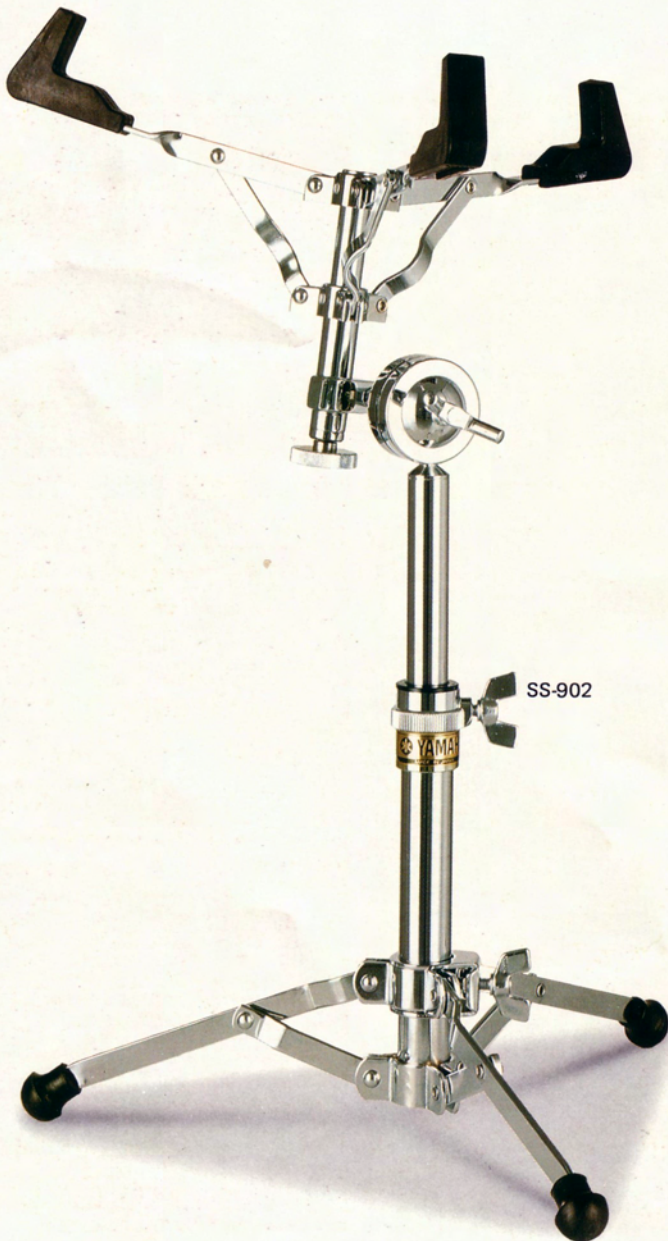
SS-902

SS-701

The snare stand is one of the most important components of your drum set. It must adjust precisely to your playing height and remain

in place with just the right angle. Either the SS-902 or the SS-701 will get the job done. The SS-902 uses a unique carbon fiber ball-joint

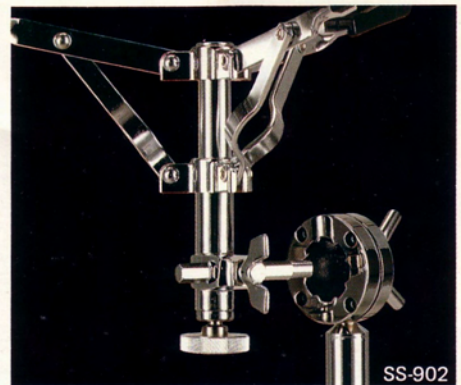
allowing easy adjustment to any playing angle. The basket adjustment was placed exactly where you need it for easy access.



SS-902



SS-701



SS-902

# HI-HAT STANDS


HS-901D

HS-701D

Yamaha Hi-Hat Stands are stable, rugged and made to respond to fast footwork. The pedal is die cast for strength with spring tension that can be adjusted to your playing style. The angle of the lower cymbal can be easily adjusted and a small amount of felt is used so that you get a better sound and less

clipping. Yamaha Hi-Hat Stands efficiently transmit power to the cymbals and the direct pull system gives you better precision and more efficiency. The spring tension adjustment on the HS-901D is independent of the pull rod and assures leverage and performance. Precision

noiseless hardware allows the cymbal sound to come through clean and bright. An optional hi-hat stand extender increase the height of your hi-hat stand for more left-hand freedom. Add one or more extenders to make your set-up just right for you.



# CYMBAL STANDS

CS-902

CS-901

CS-702

CS-701

Yamaha Cymbal Stands come in straight or boom styles. They are high enough but stable and can be set up at any angle. They will stay in place no matter what size cymbal you use. The tilter was designed to be extra long so that you always have clearance between the cymbal and any part of the cymbal stand. The non-slip clamps will keep the

cymbal stand at the height that you set it. The boom rod can be placed in a vertical position to give you extended height. The legs on Yamaha Cymbal Stands fold in from the bottom allowing you to stack any two cymbal stands or other drum hardware next to each other. The top angle adjust-

ment housing is serrated so any angle can be chosen for your boom rod or tilter without fear of slippage. All these features help you to concentrate on *your* playing. Yamaha Cymbal Stands are designed to be sturdy and are balanced with your best performance in mind.





# CONCERT TOM STANDS

ETS-903

ETS-902

ETS-901

In any multiple drum set, positioning is all-important. That is why Yamaha designed flexibility and versatility into three Concert Tom Stands. They can be positioned at any height or angle and a non-slip clamp assures stability. The length of the tilter pipe is designed

so that your Concert Tom Toms can be positioned at any height or any angle. Our unique ETS-903 has all the advantages of the standard tom holder. By using the ETS-903 you can position each Concert Tom Tom at a different angle and at a different height.



# FOOT PEDALS

FP-901D

FP-702D


Response — speed — action — precision — *all* these demand performance standards are met and exceeded by the FP-901D. Yamaha's die-cast pedals and frames have adjustable spurs to prevent slipping. The ball bearing action provides smooth responsive movement and the timing belt is made of a specially designed

synthetic material for longer wear and durability. The FP-901D features total adjustment capability along with an independent adjustment for the shaft height, the spring tension, the timing belt length, the beater angle, and the beater height. In addition, an easy to operate fine spring adjustment mechanism is provided. It clamps onto your bass drum in


one easy movement and fits any size bass drum. The FP-702 features ball bearing action, die cast frame, and fast board and easy to use spring tension adjustment. The FP-702 comes with retractable spurs and the rocker mechanism is very adjustable. Precision . . . performance . . . quality.




FP-901D



FP-702D



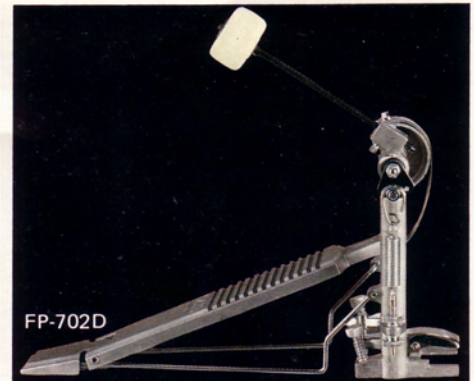
FP-901D



Standard Timing Belt



Optional Timing Belt



FP-702D

# TOM HOLDERS

TH-90W

TH-90S

TH-70W

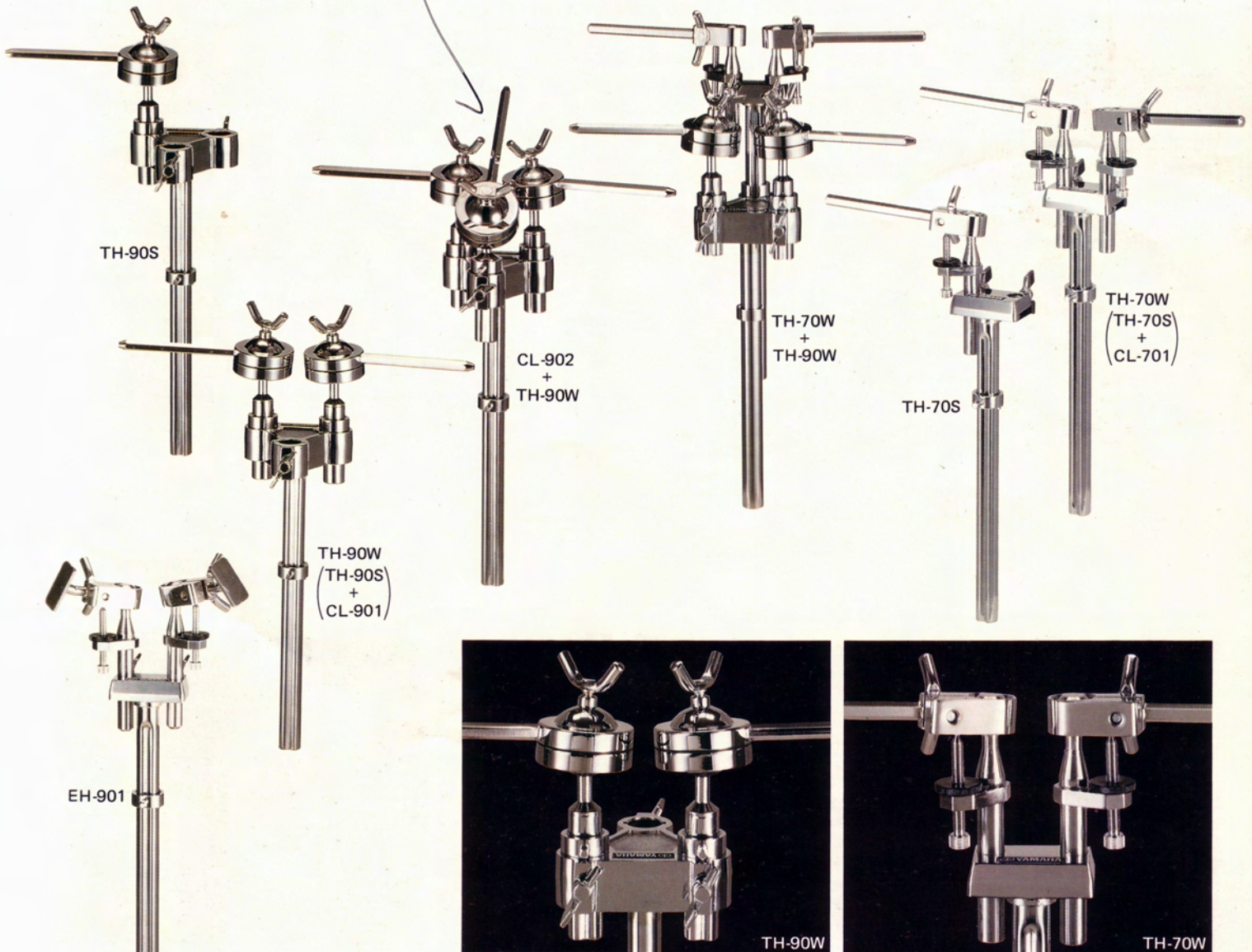
TH-70S

EH-901

As a result of intensive evaluations with top professionals, Yamaha announces the first real advancement in drum hardware. It's simple and it works. Easy adjustment — precision — flexibility — simplicity — that's what today's drummer needs. There are two Series of Yamaha Tom Holders. The 9000 Series features an innovative carbon fiber ball-joint mechanism for single

adjustment operation — you adjust the tom tom playing angle easily and exactly. The 7000 Series has independent bolt actions for each tom tom. Height adjustment on both tom holders is independent for each drum. Three-drum, or even four-drum combinations can be accurately positioned to conform to your playing style because each drum is independently adjust-

able. If you prefer to mount your concert tom toms on the bass drum, the EH-901 is designed to interface with the 9000 Series Tom Holder. Yamaha features a tapered pipe that prevents the tom tom from sliding down while your playing. At last, a series of Tom Holders that have the right features for every player.



# ACCESSORIES

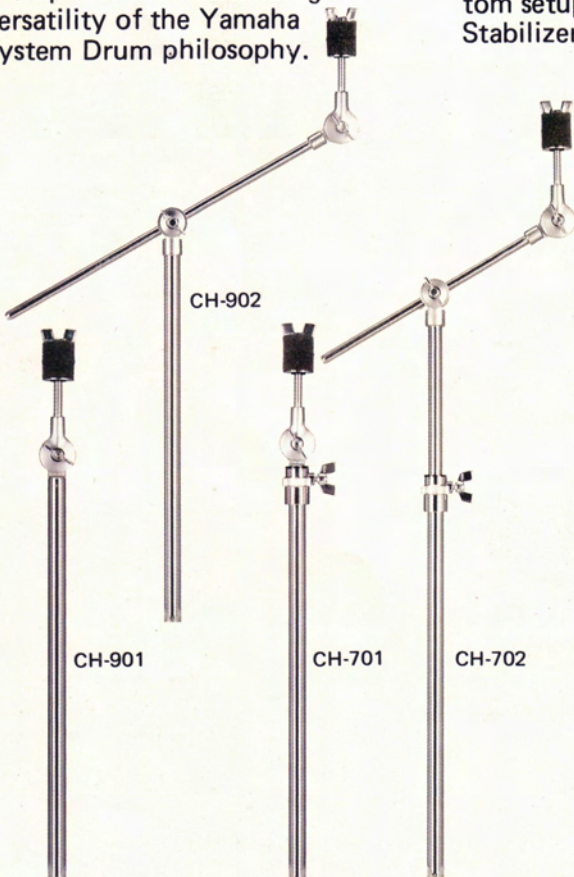
CL-902	
CL-901	Tom-Holder Clamps
CL-701	
CH-902	
CH-901	Cymbal Holders
CH-702	
CH-701	
WS-901	Double Tom Stand
HSA-901	Hi-Hat S. Attachment
SB-901	Stabilizer
DS-901	Throne

## TOM-HOLDER CLAMPS

By using the CL-902 any TH-90W can be converted to a triple tom holder. The CL-901 allows you to convert a TH-90S into a TH-90W in a matter of seconds. Use the CL-701 to make your TH-70S into a more versatile TH-70W. See photos on page 41.

## CYMBAL HOLDERS

Yamaha Cymbal Holders are available in either boom or stand-style. The holders can be added to any Yamaha cymbal stand base section, or can be used with Yamaha Tom Holders to mount the cymbal stand right on your bass drum. This is another example of the outstanding versatility of the Yamaha System Drum philosophy.



## DOUBLE TOM STAND

The WS-901 Double Tom Stand will hold any pair of Yamaha Tom Toms with stability. Place the stand anywhere and enjoy the flexibility of adjustment you get in a real tom holder.

## HI-HAT STAND ATTACHMENT

Yamaha's unique Hi-Hat Stand Attachment allows you to place your hi-hat stand just where you want it on double-bass drum setups. It anchors to your bass drum and it's adjustable in every way.

## STABILIZER

Designed for use with multiple tom tom setups, the Yamaha SB-901 Stabilizer is a powerful support




tube that anchors to the tom holder bracket and transmits support to the bottom of the bass drum shell.

## THRONE

Enjoy real stability and comfort with the Yamaha DS-901 Drum Throne. Designed to adjust to any height . . . it will allow you greater comfort even after long hours of playing.











YAMAHA  
batter  
HEAD  
RHHO  
MADE IN USA.

*Specifications subject to change without notice.*

SINCE 1887



**YAMAHA**

International Corp., Box 6600, Buena Park, Calif. 90622.

D-20L 78X20 © Printed in Japan